




PortraitPro Body 3



www.PortraitProBody.com

Press contacts

Marina Wainwright
Press Liaison Officer, Anthropics Technology
e: marina@portraitprobody.com

Andrew Berend
CEO, Anthropics Technology
andrew@portraitprobody.com

Online version and press pack: www.PortraitProBody.com/pressroom

PRESS RELEASE/FOR IMMEDIATE RELEASE

October 9, 2018. London, UK. Anthropics Technology announced today the launch of PortraitPro Body 3 photo editing software. The intelligent full-length portrait editor includes automatic body selection, advanced tools for fixing warps, and intelligent tutorials among the main new features. Designed to save photographers hours of time, it works as standalone software as well as a smart filter for Adobe Photoshop, and a regular plugin for Photoshop Elements and Lightroom.

Before



After



KEY NEW FEATURES

Automatic body selection Work faster and smarter with powerful new image processing algorithms that use deep learning to automatically detect even complex and unusual poses accurately.

The image is a composite of four panels illustrating the transition from manual to automatic body selection. The top-left panel, labeled 'old version 2', shows a person's torso with a green line tracing the arm and a blue circle at the wrist joint. Text instructions include 'right click to go back', 'press "h" if the right lower arm is hidden', and 'click to place subject's right wrist joint'. The top-right panel shows a person's legs with a blue line tracing the leg and a blue circle at the ankle joint. Text instructions include 'right click to go back', 'press "h" if the right lower leg is hidden', and 'click to place subject's right ankle joint'. The bottom-left panel shows a close-up of the arm with orange and yellow lines tracing the sleeve and cuff. Text instructions include 'right click to go back' and 'click in the white rectangle to join the curve to the arm edge'. The bottom-right panel shows the full person with a complete multi-colored skeleton overlay. A control box contains 'accept markup and edit body' and '(modify markup)'. Below the panels, two orange stopwatch icons are used as visual cues for time. The left stopwatch is labeled 'MANUAL SELECTION - VERSION 2' with the text 'Up to 5 minutes'. The right stopwatch is labeled 'AUTOMATIC SELECTION - VERSION 3' with the text 'A few seconds'.

old version 2

right click to go back
press "h" if the right lower arm is hidden
click to place subject's right wrist joint

right click to go back
press "h" if the right lower leg is hidden
click to place subject's right ankle joint

right click to go back
click in the white rectangle to join the curve to the arm edge

click in the white rectangle to join the curve to the leg edge
right click to go back

accept markup and edit body
(modify markup)

MANUAL SELECTION - VERSION 2
Up to 5 minutes

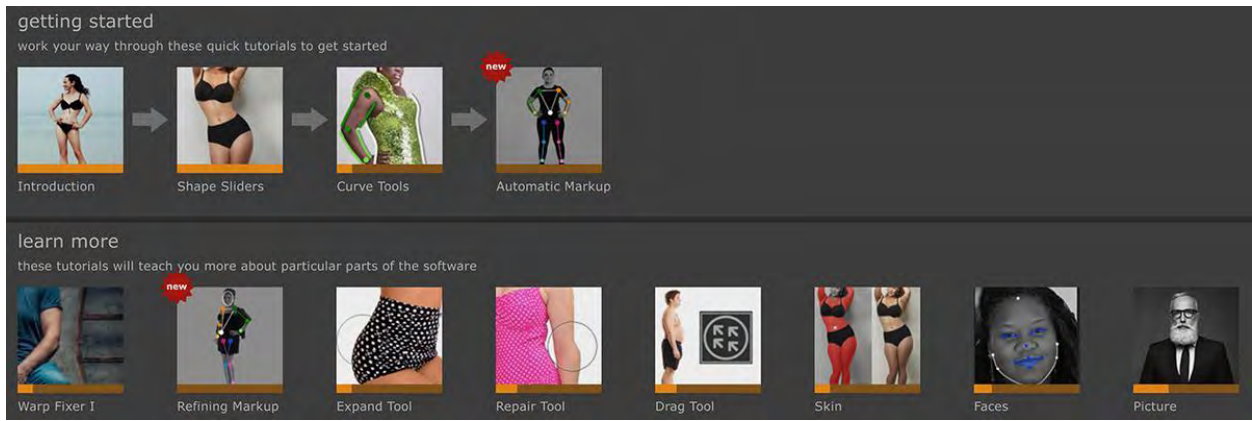
AUTOMATIC SELECTION - VERSION 3
A few seconds



Advanced Warp Fixer The Warp Fixer allows you to have fine-grained controls over the way the background changes in edited portraits. The Warp Fixer in version 3 has been significantly improved and offers increased flexibility and control, allowing you to easily repair the warped features and background.



Intelligent tutorial system Track your progress with a variety of tutorials that guide you through the features of the software. With fine-grained tracking of your progress, you can easily see which parts of the software you have mastered.



The screenshot displays the PortraitPro Body 3 software interface. In the center is a portrait of a man with a grey beard and glasses, wearing a black suit. To the left, there is a 'learn more' section with five tutorial thumbnails: 'Warp Fixer 1', 'Refining Markup', 'Expand Tool', 'Repair Tool', and 'Picture'. Below this is a 'picture' panel with various sliders and buttons, including 'black & white', 'sepia', 'auto levels', 'contrast', 'exposure', 'temperature', 'tint', 'vibrance', 'saturation', 'recover exposure', 'fill light', and 'blacks'. The 'black & white' slider is currently selected and highlighted with an orange box. To the right, an 'Instructions' panel lists four steps: Step 1 (selected) involves opening the 'picture_section' and using the 'contrast slider'; Step 2 involves using the 'black and white slider'; Step 3 involves resetting the 'picture_section' by clicking the 'section on/off button'; and Step 4 involves bringing back changes by clicking the 'section on/off button' again.

WHAT CAN PORTRAITPRO BODY 3 DO?

- Professional full-length photo editing in minutes.
- Automatic body selection — advanced image processing algorithms lets you start editing right away.
- Body contouring — specialized shape tools designed for full body portraits.
- Adjust build and height — intelligent controls with extensive sliders for fine tuning.
- Correct posture — natural fixes for camera distortions and unflattering posing.
- Smooth skin and remove blemishes — using ClearSkin™ technology.
- Face editing controls — adjust expression, smooth skin and relight the face.

EDITIONS

PortraitPro Body Standard — standalone, dedicated software for professional full body retouching.


PortraitPro Body Studio — works as standalone software, a smart filter for Adobe Photoshop and a regular plugin for Photoshop Elements and Lightroom. Studio Edition handles camera RAW files, supports conversion between different color spaces and provides JPEG/TIFF embedded color profile support.

Compare the different editions: www.portraitprobody.com/editions

AVAILABILITY, FREE TRIAL AND PRICING

PortraitPro Body is available to purchase or for a free trial from www.portraitprobody.com/.

New in PortraitPro Body 3 [video](#)



SPECIAL LAUNCH PRICES	USD	GBP	EUR
PortraitPro Body	\$39.95	£29.95	€39.95
PortraitPro Body Studio	\$59.95	£49.95	€69.95
Upgrades	From \$29.95	From £22.45	From €29.95

SYSTEM REQUIREMENTS

PC

64-bit Windows 10, Windows 8, Windows 7, Vista

Mac

OSX 10.7 or later

NOTES TO EDITORS

[PortraitPro Body 3](#) photo editing software has been launched by Anthropics Technology Ltd – an R&D photography software company. Anthropics is the creator of the photographic industry leading portrait retouching software [PortraitPro](#) (formerly Portrait Professional) and landscape photo editing software [LandscapePro](#).

PortraitPro Body Standard edition is available as standalone body editing software, while the Studio edition also works as a smart filter for Adobe Photoshop and a regular plugin for Adobe Photoshop Elements and Lightroom.

To download your free trial, please visit www.portraitprobody.com/download/.

For further information and for press images, please email Marina Wainwright, Press Liaison Officer, Anthropics Technology: marina@portraitprobody.com. Press pack, including press images, is available from: www.PortraitProBody.com/pressroom